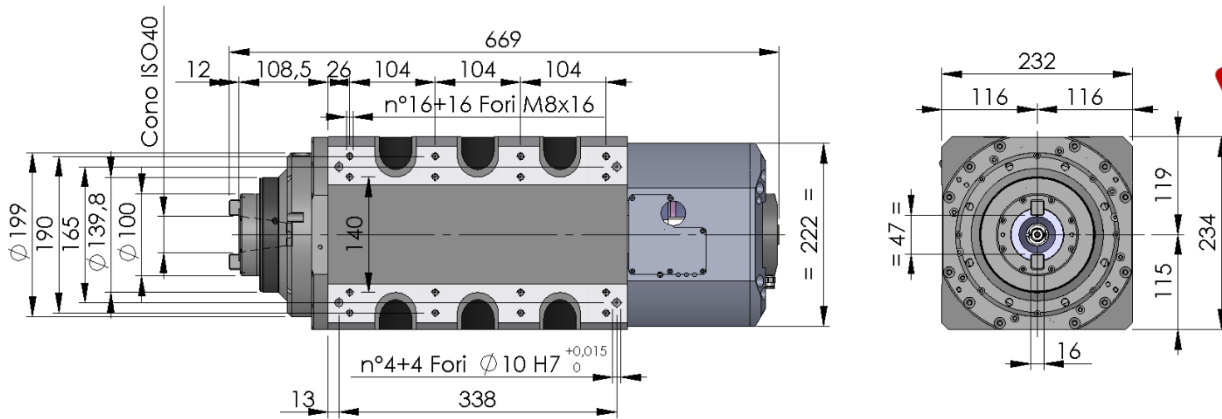


Ingombri – Overall dimensions



Le caratteristiche e le dimensioni inserite nel presente catalogo sono indicative e suscettibili di variazioni – Verniciatura su richiesta. Features and overall dimensions are subject to change – Painting by request.

### Dati principali – Main Specification

Potenza	Power (min / max)	15 ÷ 23 kW
Coppia	Torque	100 – 103 Nm
Vel. massima	Max Speed	10.000 rpm
Cambio utensile	Tool attachment	BT – ISO 40
Lubrificazione	Lubrication	Grease for life
Tipo di unità	Motor unit	Induction
Raffreddamento	Cooling	Liquid
Cambio utensile	Tool change	Pneumatic

### Caratteristiche – Features

Albero mandrino forato in acciaio inox	Stainless steel spindle bored shaft
Sistema di isolamento per azionamento tramite inverter	Inverter duty insulation system
Giunto integrato per raffreddamento utensile	Rotating water joint for tools cooling
Retroazione encoder incrementale 1Vpp	Encoder feedback 1vpp

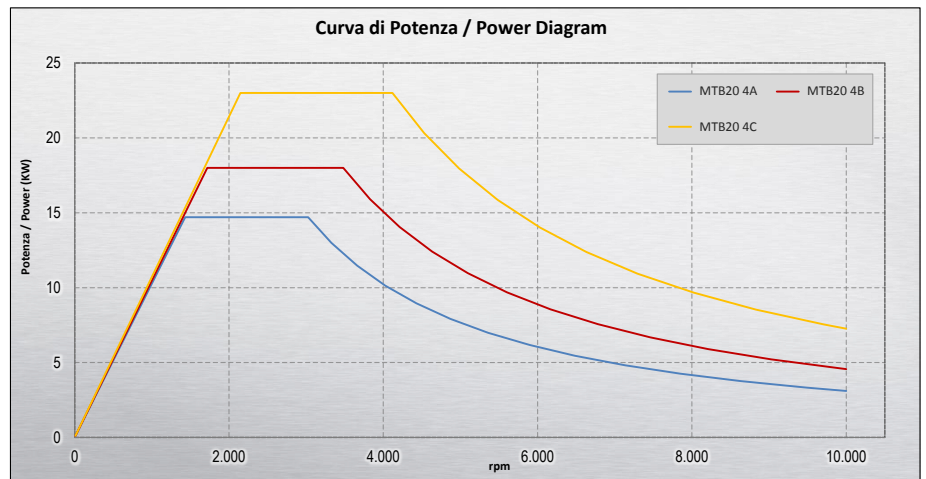
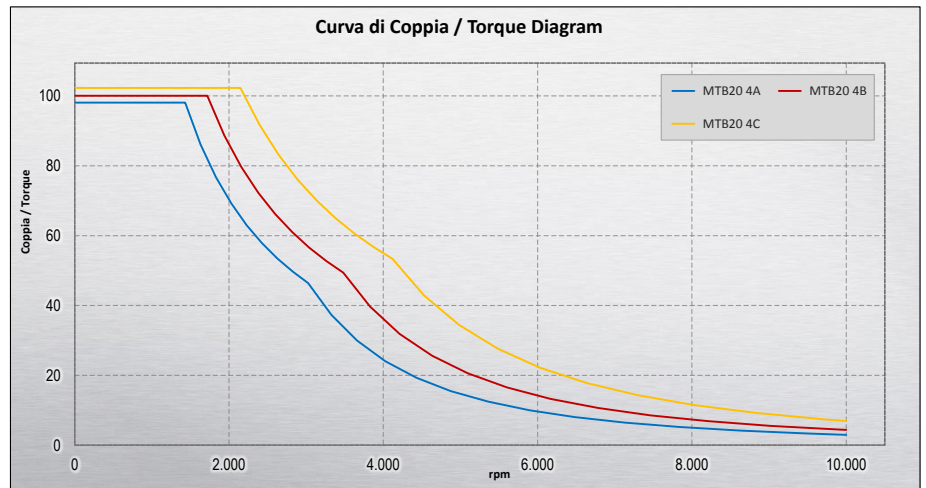
### Option

High resolution TTL incremental encoder (600ppr)
HSK tool attachment
Vibration sensor and collision detect system
Fixing lateral plate

Typical application



### Curve di coppia e potenza – Torque and Power diagram



Ref.	Mandrino Spindle	kW	Cv	Coppia/Torque [Nm]	I [Amp @400V]	Rpm nom	F nom [Hz]	Rpm max	F max [Hz]	Poli Poles	Peso [Kg]
—	MTB20 4A	14.7	20	98	28	1.432	50	10.000	340	4	112
—	MTB20 4B	18	25	100	35	1.719	60	10.000	340	4	112
—	MTB20 4C	23	31	102	44	2.148	75	10.000	340	4	112

Valori ottenuti mediante simulazione numerica – Data obtained by numerical simulation

Potenze e polarità diversa su richiesta – By request we can manufacture motors with different polarities and horse power